

















ELEZIONI REGIONALI
Consultazione: Elezioni Regionali 2020
Regione : EMILIA ROMAGNA - Comune di CERVIA
Circoscrizione elettorale di : RAVENNA
Riepilogo voti alle liste provinciali sezione per sezione
Sezioni scrutinate: 29 Su 29 - DATI UFFICIOSI

Sezione																	Voti Solo Pres.	Totale Voti Validi	Schede Bianche	Schede Nulle	Voti Nulli	VCNAS	Votanti	Iscritti
1	5 (1.46%)	2 (0.58%)	0 (0.00%)	104 (30.41%)	8 (2.34%)	36 (10.53%)	12 (3.51%)	11 (3.22%)	12 (3.51%)	119 (34.80%)	4 (1.17%)	20 (5.85%)	5 (1.46%)	0 (0.00%)	2 (0.58%)	2 (0.58%)	22 (6.04%)	364 (97.07%)	4 (1.07%)	7 (1.87%)	0 (0.00%)	0 (0.00%)	375 (41.25%)	909
2	2 (0.39%)	1 (0.19%)	2 (0.39%)	198 (38.15%)	7 (1.35%)	51 (9.83%)	20 (3.85%)	16 (3.08%)	12 (2.31%)	166 (31.98%)	10 (1.93%)	18 (3.47%)	8 (1.54%)	2 (0.39%)	6 (1.16%)	0 (0.00%)	51 (8.95%)	570 (98.11%)	3 (0.52%)	8 (1.38%)	0 (0.00%)	0 (0.00%)	581 (72.17%)	805
3	1 (0.31%)	1 (0.31%)	1 (0.31%)	113 (34.77%)	3 (0.92%)	29 (8.92%)	16 (4.92%)	17 (5.23%)	8 (2.46%)	100 (30.77%)	7 (2.15%)	22 (6.77%)	4 (1.23%)	0 (0.00%)	3 (0.92%)	0 (0.00%)	26 (7.41%)	351 (98.04%)	1 (0.28%)	6 (1.68%)	0 (0.00%)	0 (0.00%)	358 (61.94%)	578
4	3 (0.78%)	2 (0.52%)	0 (0.00%)	147 (37.98%)	3 (0.78%)	35 (9.04%)	14 (3.62%)	15 (3.88%)	17 (4.39%)	131 (33.85%)	2 (0.52%)	8 (2.07%)	3 (0.78%)	0 (0.00%)	4 (1.03%)	3 (0.78%)	24 (5.84%)	411 (98.56%)	0 (0.00%)	6 (1.44%)	0 (0.00%)	0 (0.00%)	417 (70.20%)	594
5	1 (0.24%)	2 (0.47%)	0 (0.00%)	195 (46.21%)	5 (1.18%)	13 (3.08%)	9 (2.13%)	11 (2.61%)	23 (5.45%)	125 (29.62%)	9 (2.13%)	13 (3.08%)	9 (2.13%)	1 (0.24%)	6 (1.42%)	0 (0.00%)	38 (8.26%)	460 (98.08%)	1 (0.21%)	8 (1.71%)	0 (0.00%)	0 (0.00%)	469 (69.69%)	673
6	1 (0.15%)	0 (0.00%)	2 (0.30%)	223 (33.38%)	7 (1.05%)	53 (7.93%)	32 (4.79%)	26 (3.89%)	22 (3.29%)	226 (33.83%)	13 (1.95%)	36 (5.39%)	18 (2.69%)	3 (0.45%)	4 (0.60%)	2 (0.30%)	45 (6.31%)	713 (99.03%)	1 (0.14%)	6 (0.83%)	0 (0.00%)	0 (0.00%)	720 (67.67%)	1064
7	0 (0.00%)	1 (0.18%)	1 (0.18%)	200 (36.56%)	5 (0.91%)	53 (9.69%)	19 (3.47%)	30 (5.48%)	19 (3.47%)	166 (30.35%)	8 (1.46%)	27 (4.94%)	13 (2.38%)	3 (0.55%)	2 (0.37%)	0 (0.00%)	36 (6.17%)	583 (98.81%)	3 (0.51%)	4 (0.68%)	0 (0.00%)	0 (0.00%)	590 (66.97%)	881
8	3 (0.58%)	0 (0.00%)	1 (0.19%)	173 (33.53%)	6 (1.16%)	43 (8.33%)	21 (4.07%)	30 (5.81%)	18 (3.49%)	183 (35.47%)	10 (1.94%)	12 (2.33%)	7 (1.36%)	5 (0.97%)	3 (0.58%)	1 (0.19%)	42 (7.53%)	558 (96.37%)	6 (1.04%)	15 (2.59%)	0 (0.00%)	0 (0.00%)	579 (68.76%)	842
9	0 (0.00%)	0 (0.00%)	1 (0.32%)	92 (29.30%)	6 (1.91%)	18 (5.73%)	10 (3.18%)	12 (3.82%)	7 (2.23%)	136 (43.31%)	5 (1.59%)	12 (3.82%)	7 (2.23%)	1 (0.32%)	7 (2.23%)	0 (0.00%)	33 (9.51%)	347 (96.93%)	4 (1.12%)	7 (1.96%)	0 (0.00%)	0 (0.00%)	358 (67.55%)	530
10	1 (0.21%)	2 (0.43%)	0 (0.00%)	193 (41.24%)	3 (0.64%)	31 (6.62%)	14 (2.99%)	27 (5.77%)	9 (1.92%)	148 (31.62%)	9 (1.92%)	16 (3.42%)	5 (1.07%)	6 (1.28%)	3 (0.64%)	1 (0.21%)	36 (7.14%)	504 (98.05%)	1 (0.19%)	9 (1.75%)	0 (0.00%)	0 (0.00%)	514 (65.98%)	779
11	2 (0.60%)	2 (0.60%)	0 (0.00%)	125 (37.43%)	4 (1.20%)	33 (9.88%)	4 (1.20%)	20 (5.99%)	7 (2.10%)	107 (32.04%)	7 (2.10%)	9 (2.69%)	4 (1.20%)	4 (1.20%)	4 (1.20%)	2 (0.60%)	35 (9.49%)	369 (98.14%)	0 (0.00%)	7 (1.86%)	0 (0.00%)	0 (0.00%)	376 (63.73%)	590
12	1 (0.24%)	2 (0.48%)	1 (0.24%)	144 (34.70%)	3 (0.72%)	31 (7.47%)	4 (0.96%)	24 (5.78%)	14 (3.37%)	147 (35.42%)	5 (1.20%)	24 (5.78%)	8 (1.93%)	2 (0.48%)	2 (0.48%)	3 (0.72%)	23 (5.25%)	438 (97.12%)	4 (0.89%)	9 (2.00%)	0 (0.00%)	0 (0.00%)	451 (62.47%)	722
13	4 (0.96%)	2 (0.48%)	1 (0.24%)	135 (32.53%)	6 (1.45%)	35 (8.43%)	13 (3.13%)	27 (6.51%)	15 (3.61%)	145 (34.94%)	11 (2.65%)	15 (3.61%)	2 (0.48%)	2 (0.48%)	1 (0.24%)	1 (0.24%)	29 (6.53%)	444 (96.94%)	3 (0.66%)	11 (2.40%)	0 (0.00%)	0 (0.00%)	458 (67.06%)	683
14	3 (0.49%)	2 (0.32%)	2 (0.32%)	244 (39.55%)	7 (1.13%)	45 (7.29%)	11 (1.78%)	31 (5.02%)	26 (4.21%)	190 (30.79%)	8 (1.30%)	22 (3.57%)	18 (2.92%)	3 (0.49%)	4 (0.65%)	1 (0.16%)	60 (8.86%)	677 (98.12%)	1 (0.14%)	12 (1.74%)	0 (0.00%)	0 (0.00%)	690 (69.84%)	988
15	1 (0.21%)	4 (0.84%)	1 (0.21%)	185 (38.87%)	5 (1.05%)	28 (5.88%)	16 (3.36%)	28 (5.88%)	15 (3.15%)	153 (32.14%)	5 (1.05%)	10 (2.10%)	12 (2.52%)	2 (0.42%)	8 (1.68%)	3 (0.63%)	39 (7.57%)	515 (96.99%)	3 (0.56%)	13 (2.45%)	0 (0.00%)	0 (0.00%)	531 (69.14%)	768

Sezione																		Voti Solo Pres.	Totale Voti Validi	Schede Bianche	Schede Nulle	Voti Nulli	VCNAS	Votanti	Iscritti
16	2 (0.50%)	3 (0.74%)	0 (0.00%)	159 (39.45%)	7 (1.74%)	26 (6.45%)	7 (1.74%)	21 (5.21%)	9 (2.23%)	129 (32.01%)	4 (0.99%)	19 (4.71%)	6 (1.49%)	0 (0.00%)	10 (2.48%)	1 (0.25%)	29 (6.71%)	432 (96.64%)	3 (0.67%)	12 (2.68%)	0 (0.00%)	0 (0.00%)	447 (68.45%)	653	
17	0 (0.00%)	1 (0.25%)	2 (0.49%)	160 (39.31%)	5 (1.23%)	46 (11.30%)	15 (3.69%)	8 (1.97%)	14 (3.44%)	127 (31.20%)	3 (0.74%)	16 (3.93%)	5 (1.23%)	1 (0.25%)	3 (0.74%)	1 (0.25%)	37 (8.33%)	444 (98.01%)	1 (0.22%)	8 (1.77%)	0 (0.00%)	0 (0.00%)	453 (66.33%)	683	
18	1 (0.30%)	2 (0.60%)	3 (0.90%)	144 (42.99%)	3 (0.90%)	32 (9.55%)	14 (4.18%)	8 (2.39%)	13 (3.88%)	95 (28.36%)	6 (1.79%)	5 (1.49%)	4 (1.19%)	1 (0.30%)	3 (0.90%)	1 (0.30%)	36 (9.70%)	371 (97.38%)	2 (0.52%)	8 (2.10%)	0 (0.00%)	0 (0.00%)	381 (68.55%)	555	
19	1 (0.31%)	2 (0.62%)	0 (0.00%)	99 (30.75%)	5 (1.55%)	39 (12.11%)	12 (3.73%)	22 (6.83%)	15 (4.66%)	97 (30.12%)	8 (2.48%)	12 (3.73%)	5 (1.55%)	0 (0.00%)	4 (1.24%)	1 (0.31%)	33 (9.30%)	355 (98.34%)	0 (0.00%)	6 (1.66%)	0 (0.00%)	0 (0.00%)	361 (69.16%)	522	
20	5 (0.85%)	2 (0.34%)	2 (0.34%)	204 (34.75%)	5 (0.85%)	49 (8.35%)	20 (3.41%)	20 (3.41%)	23 (3.92%)	192 (32.71%)	14 (2.39%)	27 (4.60%)	14 (2.39%)	1 (0.17%)	2 (0.34%)	7 (1.19%)	45 (7.12%)	632 (97.08%)	5 (0.77%)	14 (2.15%)	0 (0.00%)	0 (0.00%)	651 (69.70%)	934	
21	1 (0.15%)	5 (0.75%)	0 (0.00%)	226 (33.98%)	11 (1.65%)	66 (9.92%)	8 (1.20%)	31 (4.66%)	16 (2.41%)	255 (38.35%)	10 (1.50%)	17 (2.56%)	3 (0.45%)	3 (0.45%)	9 (1.35%)	4 (0.60%)	33 (4.73%)	698 (98.73%)	2 (0.28%)	7 (0.99%)	0 (0.00%)	0 (0.00%)	707 (70.00%)	1010	
22	5 (0.87%)	2 (0.35%)	2 (0.35%)	199 (34.49%)	3 (0.52%)	43 (7.45%)	12 (2.08%)	36 (6.24%)	15 (2.60%)	209 (36.22%)	15 (2.60%)	14 (2.43%)	11 (1.91%)	5 (0.87%)	2 (0.35%)	4 (0.69%)	54 (8.56%)	631 (97.98%)	1 (0.16%)	12 (1.86%)	0 (0.00%)	0 (0.00%)	644 (71.48%)	901	
23	2 (0.30%)	4 (0.61%)	0 (0.00%)	198 (29.95%)	3 (0.45%)	35 (5.30%)	12 (1.82%)	42 (6.35%)	19 (2.87%)	287 (43.42%)	5 (0.76%)	23 (3.48%)	14 (2.12%)	1 (0.15%)	12 (1.82%)	4 (0.61%)	39 (5.57%)	700 (97.49%)	3 (0.42%)	15 (2.09%)	0 (0.00%)	0 (0.00%)	718 (70.12%)	1024	
24	2 (0.38%)	3 (0.57%)	1 (0.19%)	178 (34.10%)	3 (0.57%)	27 (5.17%)	19 (3.64%)	27 (5.17%)	16 (3.07%)	203 (38.89%)	8 (1.53%)	17 (3.26%)	12 (2.30%)	2 (0.38%)	4 (0.77%)	0 (0.00%)	42 (7.45%)	564 (96.58%)	7 (1.20%)	13 (2.23%)	0 (0.00%)	0 (0.00%)	584 (68.46%)	853	
25	3 (0.56%)	1 (0.19%)	0 (0.00%)	186 (34.90%)	6 (1.13%)	45 (8.44%)	9 (1.69%)	28 (5.25%)	11 (2.06%)	213 (39.96%)	4 (0.75%)	14 (2.63%)	6 (1.13%)	1 (0.19%)	4 (0.75%)	2 (0.38%)	28 (4.99%)	561 (99.12%)	0 (0.00%)	5 (0.88%)	0 (0.00%)	0 (0.00%)	566 (66.28%)	854	
26	2 (0.48%)	2 (0.48%)	2 (0.48%)	122 (29.40%)	3 (0.72%)	21 (5.06%)	5 (1.20%)	28 (6.75%)	17 (4.10%)	180 (43.37%)	5 (1.20%)	12 (2.89%)	11 (2.65%)	1 (0.24%)	2 (0.48%)	2 (0.48%)	44 (9.59%)	459 (98.79%)	5 (1.07%)	3 (0.64%)	0 (0.00%)	0 (0.00%)	467 (64.86%)	720	
27	3 (0.41%)	0 (0.00%)	0 (0.00%)	253 (34.99%)	9 (1.24%)	46 (6.36%)	19 (2.63%)	35 (4.84%)	25 (3.46%)	280 (38.73%)	11 (1.52%)	20 (2.77%)	12 (1.66%)	2 (0.28%)	5 (0.69%)	3 (0.41%)	59 (7.54%)	782 (98.61%)	2 (0.25%)	9 (1.13%)	0 (0.00%)	0 (0.00%)	793 (66.08%)	1200	
28	3 (0.50%)	4 (0.66%)	6 (1.00%)	198 (32.89%)	4 (0.66%)	39 (6.48%)	19 (3.16%)	28 (4.65%)	16 (2.66%)	196 (32.56%)	14 (2.33%)	56 (9.30%)	7 (1.16%)	4 (0.66%)	6 (1.00%)	2 (0.33%)	29 (4.60%)	631 (96.34%)	1 (0.15%)	23 (3.51%)	0 (0.00%)	0 (0.00%)	655 (71.20%)	920	
29	2 (0.31%)	1 (0.16%)	4 (0.63%)	213 (33.49%)	12 (1.89%)	60 (9.43%)	10 (1.57%)	41 (6.45%)	10 (1.57%)	223 (35.06%)	9 (1.42%)	28 (4.40%)	17 (2.67%)	0 (0.00%)	5 (0.79%)	1 (0.16%)	55 (7.96%)	691 (97.46%)	8 (1.13%)	9 (1.27%)	0 (0.00%)	1 (0.14%)	709 (67.33%)	1053	
Tot.	60 (0.42%)	55 (0.39%)	35 (0.25%)	5010 (35.40%)	157 (1.11%)	1108 (7.83%)	396 (2.80%)	700 (4.95%)	443 (3.13%)	4928 (34.82%)	229 (1.62%)	544 (3.84%)	250 (1.77%)	56 (0.40%)	130 (0.92%)	52 (0.37%)	1102 (7.22%)	15255 (97.77%)	75 (0.48%)	272 (1.74%)	0 (0.00%)	1 (0.01%)	15603 (67.00%)	23288	

Le percentuali dei voti di lista sono calcolate rispetto al totale dei voti di lista.

La percentuale dei voti al candidato Presidente è calcolata rispetto al totale dei voti validi.