







Comune di CERVIA - CIRCOSCRIZIONE EMILIA-ROMAGNA
Elezioni Camera dei Deputati - Consultazione: POLITICHE 2013

Riepilogo voti alle liste per sezione

Sezioni scrutinate: 29 su 29 - Ultimo aggiornamento 25/02/2013-19.09 - DATI UFFICIOSI

Sez.																							Totale	Schede	Schede	Voti	VCNAS	Votanti	Iscritti																																		
	Voti	(%)	Voti	(%)	Voti	(%)	Voti	(%)	Voti	(%)	Voti	(%)	Voti	(%)	Voti	(%)	Voti	(%)	Voti	(%)	Voti	(%)	Voti Validi	Bianche	Nulle	Nulli																																					
1	0		1	(0.23%)	0		9	(2.08%)	89	(20.60%)	1	(0.23%)	2	(0.46%)	5	(1.16%)	4	(0.93%)	0		0		11	(2.55%)	6	(1.39%)	4	(0.93%)	1	(0.23%)	112	(25.93%)	19	(4.40%)	96	(22.22%)	1	(0.23%)	0		6	(1.39%)	6	(1.39%)	19	(4.40%)	40	(9.26%)	432	(97.52%)	3	(0.68%)	8	(1.81%)	0		0		443	(78.69%)	563		
2	2	(0.33%)	1	(0.17%)	1	(0.17%)	25	(4.13%)	181	(29.87%)	1	(0.17%)	1	(0.17%)	15	(2.48%)	0		0		0		5	(0.83%)	6	(0.99%)	1	(0.17%)	3	(0.50%)	172	(28.38%)	9	(1.49%)	103	(17.00%)	0		0		7	(1.16%)	3	(0.50%)	9	(1.49%)	61	(10.07%)	606	(98.38%)	3	(0.49%)	7	(1.14%)	0		0		616	(80.95%)	761		
3	0		1	(0.21%)	0		9	(1.90%)	125	(26.43%)	2	(0.42%)	1	(0.21%)	2	(0.42%)	1	(0.21%)	0		0		10	(2.11%)	1	(0.21%)	2	(0.42%)	1	(0.21%)	134	(28.33%)	9	(1.90%)	122	(25.79%)	2	(0.42%)	0		0		7	(1.48%)	3	(0.63%)	3	(0.63%)	38	(8.03%)	473	(97.33%)	2	(0.41%)	11	(2.26%)	0		0		486	(79.28%)	613
4	3	(0.63%)	0		0		9	(1.88%)	113	(23.64%)	2	(0.42%)	1	(0.21%)	7	(1.46%)	0		3	(0.63%)	9	(1.88%)	2	(0.42%)	0		2	(0.42%)	158	(33.05%)	12	(2.51%)	123	(25.73%)	1	(0.21%)	0		6	(1.26%)	1	(0.21%)	1	(0.21%)	25	(5.23%)	478	(99.17%)	2	(0.41%)	2	(0.41%)	0		0		482	(82.68%)	583				
5	0		1	(0.18%)	0		20	(3.68%)	139	(25.60%)	0		0		8	(1.47%)	0		2	(0.37%)	11	(2.03%)	6	(1.10%)	2	(0.37%)	0		174	(32.04%)	10	(1.84%)	120	(22.10%)	1	(0.18%)	0		13	(2.39%)	0		1	(0.18%)	35	(6.45%)	543	(97.84%)	3	(0.54%)	9	(1.62%)	0		0		555	(83.71%)	663				
6	2	(0.23%)	2	(0.23%)	0		27	(3.09%)	196	(22.45%)	0		0		10	(1.15%)	0		1	(0.11%)	19	(2.18%)	11	(1.26%)	4	(0.46%)	2	(0.23%)	305	(34.94%)	21	(2.41%)	180	(20.62%)	1	(0.11%)	1	(0.11%)	8	(0.92%)	3	(0.34%)	8	(0.92%)	72	(8.25%)	873	(98.53%)	5	(0.56%)	8	(0.90%)	0		0		886	(82.27%)	1077				
7	0		1	(0.15%)	0		24	(3.51%)	181	(26.50%)	4	(0.59%)	2	(0.29%)	6	(0.88%)	1	(0.15%)	1	(0.15%)	13	(1.90%)	14	(2.05%)	3	(0.44%)	2	(0.29%)	195	(28.55%)	11	(1.61%)	160	(23.43%)	1	(0.15%)	0		4	(0.59%)	4	(0.59%)	5	(0.73%)	51	(7.47%)	683	(98.13%)	4	(0.57%)	9	(1.29%)	0		0		696	(83.86%)	830				
8	0		0		1	(0.15%)	19	(2.94%)	147	(22.76%)	1	(0.15%)	0		15	(2.32%)	3	(0.46%)	1	(0.15%)	14	(2.17%)	1	(0.15%)	9	(1.39%)	0		182	(28.17%)	12	(1.86%)	175	(27.09%)	1	(0.15%)	0		3	(0.46%)	3	(0.46%)	3	(0.46%)	56	(8.67%)	646	(97.29%)	4	(0.60%)	14	(2.11%)	0		0		664	(83.42%)	796				
9	1	(0.23%)	0		0		10	(2.33%)	92	(21.45%)	0		1	(0.23%)	2	(0.47%)	0		1	(0.23%)	5	(1.17%)	3	(0.70%)	3	(0.70%)	1	(0.23%)	158	(36.83%)	11	(2.56%)	110	(25.64%)	0		0		7	(1.63%)	2	(0.47%)	4	(0.93%)	18	(4.20%)	429	(96.84%)	6	(1.35%)	8	(1.81%)	0		0		443	(83.43%)	531				
10	1	(0.17%)	0		1	(0.17%)	14	(2.43%)	123	(21.35%)	2	(0.35%)	0		6	(1.04%)	1	(0.17%)	0		7	(1.22%)	6	(1.04%)	6	(1.04%)	0		196	(34.03%)	8	(1.39%)	158	(27.43%)	2	(0.35%)	0		10	(1.74%)	0		2	(0.35%)	33	(5.73%)	576	(98.13%)	2	(0.34%)	9	(1.53%)	0		0		587	(82.91%)	708				
11	1	(0.22%)	0		0		12	(2.63%)	94	(20.61%)	2	(0.44%)	0		1	(0.22%)	0		2	(0.44%)	4	(0.88%)	6	(1.32%)	3	(0.66%)	1	(0.22%)	159	(34.87%)	14	(3.07%)	116	(25.44%)	0		1	(0.22%)	10	(2.19%)	2	(0.44%)	0		28	(6.14%)	456	(98.49%)	2	(0.43%)	5	(1.08%)	0		0		463	(80.24%)	577				
12	1	(0.17%)	1	(0.17%)	2	(0.34%)	10	(1.70%)	114	(19.35%)	2	(0.34%)	0		6	(1.02%)	1	(0.17%)	3	(0.51%)	14	(2.38%)	8	(1.36%)	4	(0.68%)	1	(0.17%)	206	(34.97%)	11	(1.87%)	161	(27.33%)	2	(0.34%)	1	(0.17%)	3	(0.51%)	3	(0.51%)	4	(0.68%)	31	(5.26%)	589	(97.68%)	6	(1.00%)	7	(1.16%)	0		0		603	(81.27%)	742				
13	0		0		1	(0.19%)	18	(3.44%)	105	(20.04%)	1	(0.19%)	0		4	(0.76%)	1	(0.19%)	3	(0.57%)	13	(2.48%)	3	(0.57%)	3	(0.57%)	0		185	(35.31%)	16	(3.05%)	128	(24.43%)	2	(0.38%)	2	(0.38%)	3	(0.57%)	1	(0.19%)	8	(1.53%)	27	(5.15%)	524	(97.40%)	3	(0.56%)	11	(2.04%)	0		0		538	(77.52%)	694				
14	0		0		0		17	(2.99%)	162	(21.83%)	3	(0.40%)	0		5	(0.67%)	0		2	(0.27%)	16	(2.16%)	9	(1.21%)	4	(0.54%)	1	(0.13%)	232	(31.27%)	13	(1.75%)	219	(29.51%)	1	(0.13%)	0		10	(1.35%)	3	(0.40%)	9	(1.21%)	36	(4.85%)	742	(98.15%)	4	(0.53%)	10	(1.32%)	0		0		756	(82.35%)	918				
15	0		0		0		14	(2.32%)	122	(20.23%)	2	(0.33%)	0		4	(0.66%)	1	(0.17%)	0		8	(1.33%)	8	(1.33%)	2	(0.33%)	0		217	(35.99%)	4	(0.66%)	186	(30.85%)	3	(0.50%)	1	(0.17%)	4	(0.66%)	1	(0.17%)	7	(1.16%)	19	(3.15%)	603	(97.42%)	2	(0.32%)	14	(2.26%)	0		0		619	(82.42%)	751				

Sez.																												Totale	Schede	Schede	Voti	VCNAS	Votanti	Iscritti			
																												Voti Validi	Bianche	Nulle	Nulli						
16	0	1	0	12	106	2	1	6	1	0	6	2	4	2	162	7	103	0	0	5	1	4	30	455	2	18	0	0	475	576							
		(0.22%)		(2.64%)	(23.30%)	(0.44%)	(0.22%)	(1.32%)	(0.22%)		(1.32%)	(0.44%)	(0.88%)	(0.44%)	(35.60%)	(1.54%)	(22.64%)			(1.10%)	(0.22%)	(0.88%)	(6.59%)	(95.79%)	(0.42%)	(3.79%)	0	0	475	576							
17	0	0	0	18	162	4	0	5	2	1	5	5	0	0	136	6	127	3	1	3	2	5	57	542	0	8	0	0	550	656							
				(3.32%)	(29.89%)	(0.74%)		(0.92%)	(0.37%)	(0.18%)	(0.92%)	(0.92%)			(25.09%)	(1.11%)	(23.43%)	(0.55%)	(0.18%)	(0.55%)	(0.37%)	(0.92%)	(10.52%)	(98.55%)		(1.45%)	0	0	550	656							
18	1	3	0	13	137	1	0	6	1	1	2	6	3	0	112	11	84	1	0	5	1	4	42	434	3	8	0	0	445	540							
	(0.23%)	(0.69%)		(3.00%)	(31.57%)	(0.23%)		(1.38%)	(0.23%)	(0.23%)	(0.46%)	(1.38%)	(0.69%)		(25.81%)	(2.53%)	(19.35%)	(0.23%)		(1.15%)	(0.23%)	(0.92%)	(9.68%)	(97.53%)	(0.67%)	(1.80%)	0	0	445	540							
19	0	3	0	8	92	2	0	3	0	1	12	6	2	0	109	6	115	3	1	7	0	3	31	404	0	9	0	0	413	509							
		(0.74%)		(1.98%)	(22.72%)	(0.50%)		(0.74%)		(0.25%)	(2.97%)	(1.49%)	(0.50%)		(26.98%)	(1.49%)	(28.47%)	(0.74%)	(0.25%)	(1.73%)		(0.74%)	(7.67%)	(97.82%)		(2.18%)	0	0	413	509							
20	1	0	0	21	155	3	0	8	0	0	18	2	4	1	267	14	208	3	1	11	3	4	35	759	2	13	0	0	774	940							
	(0.13%)			(2.77%)	(20.42%)	(0.40%)		(1.05%)			(2.37%)	(0.26%)	(0.53%)	(0.13%)	(35.18%)	(1.84%)	(27.40%)	(0.40%)	(0.13%)	(1.45%)	(0.40%)	(0.53%)	(4.61%)	(98.06%)	(0.26%)	(1.68%)	0	0	774	940							
21	0	0	2	19	142	3	1	8	6	2	14	9	5	3	324	15	217	0	1	7	7	5	54	844	7	16	0	0	867	986							
			(0.24%)	(2.25%)	(16.82%)	(0.36%)	(0.12%)	(0.95%)	(0.71%)	(0.24%)	(1.66%)	(1.07%)	(0.59%)	(0.36%)	(38.39%)	(1.78%)	(25.71%)		(0.12%)	(0.83%)	(0.83%)	(0.59%)	(6.40%)	(97.35%)	(0.81%)	(1.85%)	0	0	867	986							
22	0	1	0	12	95	1	0	2	4	1	16	6	11	1	292	12	209	0	0	10	1	6	33	713	4	8	0	0	725	864							
		(0.14%)		(1.68%)	(13.32%)	(0.14%)		(0.28%)	(0.56%)	(0.14%)	(2.24%)	(0.84%)	(1.54%)	(0.14%)	(40.95%)	(1.68%)	(29.31%)			(1.40%)	(0.14%)	(0.84%)	(4.63%)	(98.34%)	(0.55%)	(1.10%)	0	0	725	864							
23	1	1	0	24	120	3	0	8	0	2	18	7	7	2	393	17	226	2	1	9	1	3	49	894	4	15	0	0	913	1061							
	(0.11%)	(0.11%)		(2.68%)	(13.42%)	(0.34%)		(0.89%)		(0.22%)	(2.01%)	(0.78%)	(0.78%)	(0.22%)	(43.96%)	(1.90%)	(25.28%)	(0.22%)	(0.11%)	(1.01%)	(0.11%)	(0.34%)	(5.48%)	(97.92%)	(0.44%)	(1.64%)	0	0	913	1061							
24	3	0	0	8	98	2	0	6	4	2	17	6	4	0	309	8	177	1	0	9	1	1	29	685	3	14	0	0	702	849							
	(0.44%)			(1.17%)	(14.31%)	(0.29%)		(0.88%)	(0.58%)	(0.29%)	(2.48%)	(0.88%)	(0.58%)		(45.11%)	(1.17%)	(25.84%)	(0.15%)		(1.31%)	(0.15%)	(0.15%)	(4.23%)	(97.58%)	(0.43%)	(1.99%)	0	0	702	849							
25	0	0	3	14	110	2	0	6	1	0	12	9	3	0	282	12	173	3	1	8	5	2	26	672	8	6	0	0	686	822							
			(0.45%)	(2.08%)	(16.37%)	(0.30%)		(0.89%)	(0.15%)		(1.79%)	(1.34%)	(0.45%)		(41.96%)	(1.79%)	(25.74%)	(0.45%)	(0.15%)	(1.19%)	(0.74%)	(0.30%)	(3.87%)	(97.96%)	(1.17%)	(0.87%)	0	0	686	822							
26	3	3	0	17	81	4	0	9	2	2	8	6	2	1	259	11	163	2	0	12	5	3	25	618	7	5	0	0	630	727							
	(0.49%)	(0.49%)		(2.75%)	(13.11%)	(0.65%)		(1.46%)	(0.32%)	(0.32%)	(1.29%)	(0.97%)	(0.32%)	(0.16%)	(41.91%)	(1.78%)	(26.38%)	(0.32%)		(1.94%)	(0.81%)	(0.49%)	(4.05%)	(98.10%)	(1.11%)	(0.79%)	0	0	630	727							
27	1	0	0	25	129	5	0	9	6	1	13	6	8	1	403	35	264	2	1	3	6	7	39	964	10	21	0	0	995	1162							
	(0.10%)			(2.59%)	(13.38%)	(0.52%)		(0.93%)	(0.62%)	(0.10%)	(1.35%)	(0.62%)	(0.83%)	(0.10%)	(41.80%)	(3.63%)	(27.35%)	(0.21%)	(0.10%)	(0.31%)	(0.62%)	(0.73%)	(4.05%)	(96.88%)	(1.01%)	(2.11%)	0	0	995	1162							
28	2	2	0	17	113	0	0	2	2	1	8	4	9	0	256	15	223	2	0	6	3	7	40	712	3	11	0	0	726	866							
	(0.28%)	(0.28%)		(2.39%)	(15.87%)			(0.28%)	(0.28%)	(0.14%)	(1.12%)	(0.56%)	(1.26%)		(35.96%)	(2.11%)	(31.32%)	(0.28%)		(0.84%)	(0.42%)	(0.98%)	(5.62%)	(98.07%)	(0.41%)	(1.52%)	0	0	726	866							
29	2	1	1	8	134	4	0	10	4	0	16	9	6	1	287	15	207	3	0	21	3	6	53	791	5	19	0	0	815	935							
	(0.25%)	(0.13%)	(0.13%)	(1.01%)	(16.94%)	(0.51%)		(1.26%)	(0.51%)		(2.02%)	(1.14%)	(0.76%)	(0.13%)	(36.28%)	(1.90%)	(26.17%)	(0.38%)		(2.65%)	(0.38%)	(0.76%)	(6.70%)	(97.06%)	(0.61%)	(2.33%)	0	0	815	935							
Tot.	25	23	12	453	3657	59	10	184	46	33	324	173	118	27	6376	364	4653	43	13	217	74	143	1113	18140	109	303	0	0	18553	22300							
	(0.14%)	(0.13%)	(0.07%)	(2.50%)	(20.16%)	(0.33%)	(0.06%)	(1.01%)	(0.25%)	(0.18%)	(1.79%)	(0.95%)	(0.65%)	(0.15%)	(35.15%)	(2.01%)	(25.65%)	(0.24%)	(0.07%)	(1.20%)	(0.41%)	(0.79%)	(6.14%)	(97.77%)	(0.59%)	(1.63%)	0	0	18553	22300							

Sono considerati e stampati come votanti e elettori solo quelli delle sezioni scrutinate.
 Le percentuali dei voti di lista sono calcolate rispetto al totale dei voti di lista validi, mentre le restanti sono calcolate rispetto al totale votanti