











ELEZIONI COMUNALI 2009
Comune di CERVIA
Riepilogo voti alle liste area per area

Area											Voti Solo Sindaco	Totale Voti Validi	Schede Bianche	Schede Nulle	Voti Nulli	VCNAS	Votanti	Iscritti
Bova (sez. 8-9)	334 (36.46%)	245 (26.75%)	75 (8.19%)	72 (7.86%)	42 (4.59%)	47 (5.13%)	29 (3.17%)	29 (3.17%)	31 (3.38%)	12 (1.31%)	59 (6.05%)	975 (96.82%)	8 (0.79%)	24 (2.38%)	0 0,00%	0 0,00%	1007 (78.24%)	1287
Cannuzzo (sez. 26)	316 (58.41%)	57 (10.54%)	33 (6.10%)	35 (6.47%)	21 (3.88%)	29 (5.36%)	25 (4.62%)	13 (2.40%)	4 (0.74%)	8 (1.48%)	31 (5.42%)	572 (97.61%)	8 (1.37%)	6 (1.02%)	0 0,00%	0 0,00%	586 (81.39%)	720
Castiglione (sez. 24-25)	686 (56.84%)	179 (14.83%)	96 (7.95%)	76 (6.30%)	40 (3.31%)	44 (3.65%)	35 (2.90%)	24 (1.99%)	17 (1.41%)	10 (0.83%)	64 (5.04%)	1271 (97.39%)	17 (1.30%)	17 (1.30%)	0 0,00%	0 0,00%	1305 (75.74%)	1723
Cervia centro (sez. 1-2-6-7)	856 (34.94%)	753 (30.73%)	228 (9.31%)	181 (7.39%)	84 (3.43%)	102 (4.16%)	71 (2.90%)	81 (3.31%)	59 (2.41%)	35 (1.43%)	114 (4.45%)	2564 (96.97%)	31 (1.17%)	49 (1.85%)	0 0,00%	0 0,00%	2644 (73.63%)	3591
Di Vittorio (sez. 3-4-5)	532 (37.52%)	411 (28.98%)	120 (8.46%)	114 (8.04%)	51 (3.60%)	85 (5.99%)	36 (2.54%)	30 (2.12%)	25 (1.76%)	14 (0.99%)	68 (4.58%)	1486 (97.00%)	12 (0.78%)	34 (2.22%)	0 0,00%	0 0,00%	1532 (77.89%)	1967
Malva (sez. 20-21-22)	930 (44.41%)	461 (22.02%)	179 (8.55%)	137 (6.54%)	154 (7.35%)	95 (4.54%)	48 (2.29%)	39 (1.86%)	37 (1.77%)	14 (0.67%)	95 (4.34%)	2189 (96.77%)	32 (1.41%)	41 (1.81%)	0 0,00%	0 0,00%	2262 (78.35%)	2887
Milano Marittima (sez. 17-18)	253 (29.08%)	312 (35.86%)	103 (11.84%)	58 (6.67%)	34 (3.91%)	27 (3.10%)	15 (1.72%)	21 (2.41%)	27 (3.10%)	20 (2.30%)	51 (5.54%)	921 (97.46%)	10 (1.06%)	14 (1.48%)	0 0,00%	0 0,00%	945 (75.06%)	1259
Montaletto (sez. 29)	312 (46.02%)	141 (20.80%)	34 (5.01%)	77 (11.36%)	30 (4.42%)	46 (6.78%)	20 (2.95%)	11 (1.62%)	5 (0.74%)	2 (0.29%)	34 (4.78%)	712 (96.09%)	9 (1.21%)	20 (2.70%)	0 0,00%	0 0,00%	741 (78.50%)	944
Pinarella (sez. 10-11-12-13-14)	977 (38.49%)	659 (25.97%)	200 (7.88%)	194 (7.64%)	160 (6.30%)	126 (4.96%)	73 (2.88%)	70 (2.76%)	47 (1.85%)	32 (1.26%)	138 (5.16%)	2676 (97.34%)	20 (0.73%)	53 (1.93%)	0 0,00%	0 0,00%	2749 (75.63%)	3635
Pisignano (sez. 27)	502 (58.37%)	128 (14.88%)	63 (7.33%)	34 (3.95%)	33 (3.84%)	39 (4.53%)	16 (1.86%)	20 (2.33%)	15 (1.74%)	10 (1.16%)	42 (4.66%)	902 (97.51%)	14 (1.51%)	9 (0.97%)	0 0,00%	0 0,00%	925 (79.81%)	1159
Savio (sez. 23)	374 (48.01%)	148 (19.00%)	75 (9.63%)	32 (4.11%)	66 (8.47%)	38 (4.88%)	20 (2.57%)	12 (1.54%)	11 (1.41%)	3 (0.39%)	33 (4.06%)	812 (98.07%)	4 (0.48%)	12 (1.45%)	0 0,00%	0 0,00%	828 (80.47%)	1029
Tagliata (sez. 15-16)	434 (44.60%)	205 (21.07%)	101 (10.38%)	65 (6.68%)	34 (3.49%)	48 (4.93%)	31 (3.19%)	18 (1.85%)	26 (2.67%)	11 (1.13%)	55 (5.35%)	1028 (97.07%)	9 (0.85%)	22 (2.08%)	0 0,00%	0 0,00%	1059 (76.57%)	1383
Terme (sez. 19)	107 (29.89%)	112 (31.28%)	34 (9.50%)	33 (9.22%)	32 (8.94%)	16 (4.47%)	12 (3.35%)	3 (0.84%)	7 (1.96%)	2 (0.56%)	23 (6.04%)	381 (97.44%)	5 (1.28%)	5 (1.28%)	0 0,00%	0 0,00%	391 (74.33%)	526
Villa Inferno (sez. 28)	301 (46.31%)	135 (20.77%)	49 (7.54%)	55 (8.46%)	34 (5.23%)	26 (4.00%)	10 (1.54%)	19 (2.92%)	13 (2.00%)	8 (1.23%)	26 (3.85%)	676 (97.27%)	7 (1.01%)	12 (1.73%)	0 0,00%	0 0,00%	695 (77.05%)	902
Tot.	6914 (42.33%)	3946 (24.16%)	1390 (8.51%)	1163 (7.12%)	815 (4.99%)	768 (4.70%)	441 (2.70%)	390 (2.39%)	324 (1.98%)	181 (1.11%)	833 (4.85%)	17165 (97.15%)	186 (1.05%)	318 (1.80%)	0 0,00%	0 0,00%	17669 (76.78%)	23012

I voti validi comprendono anche i voti contestati provvisoriamente assegnati.

Le percentuali dei voti di lista sono calcolate rispetto al totale dei voti di lista.

La percentuale dei voti al solo sindaco è calcolata rispetto al totale dei voti validi.